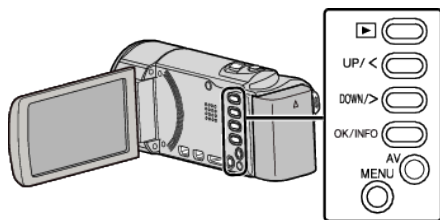


Adjusting Focus Manually

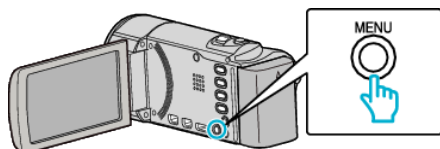
Set this when the focus is not clear in Intelligent Auto or when manual focusing is desired.

Memo :

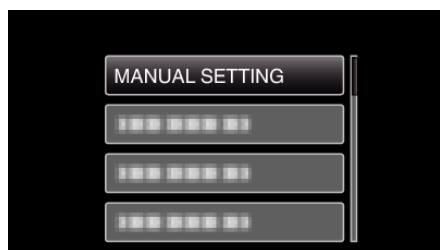
To select/move cursor towards up/left or down/right, press the button UP/< or DOWN/>.




1 Press MENU.



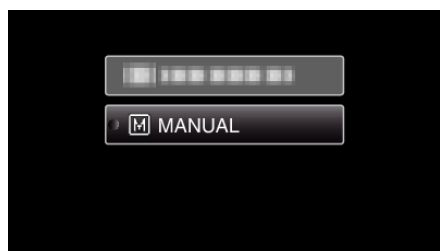
2 Select "MANUAL SETTING" and press OK.




3 Select "FOCUS" and press OK.



4 Select "MANUAL" and press OK.




5 Adjust the focus with the UP/< and DOWN/> buttons.



- Press UP/< to focus on a distant subject.
- Press DOWN/> to focus on a near subject.

6 Press OK to confirm.



Memo :

- A subject that is focused at the telephoto (T) end remains in focus when it is zoomed out to the wide angle (W) end.