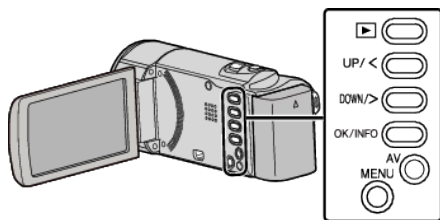


Setting Daylight Saving Time

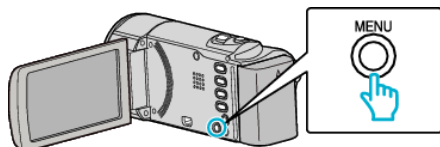
When "ON" is selected in "DST SETTING" of "CLOCK ADJUST", the time is set 1 hour ahead.

Memo :

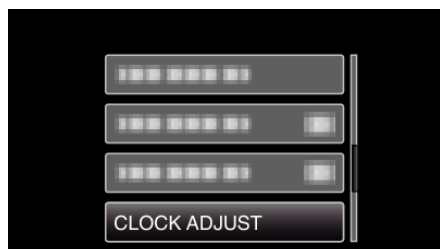
To select/move cursor towards up/left or down/right, press the button UP/< or DOWN/>.



1 Press MENU.

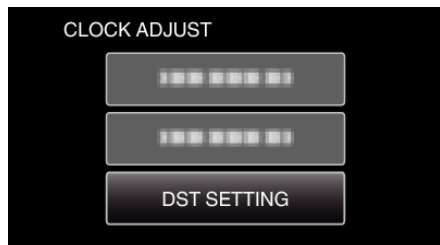


2 Select "CLOCK ADJUST" and press OK.



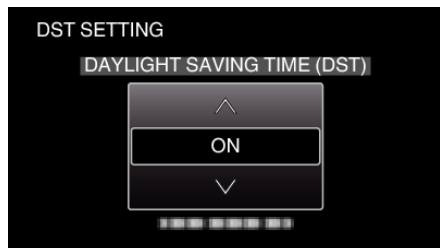
- Press UP/< or DOWN/> to move the cursor.
- To cancel and return to the previous screen, press MENU.

3 Select "DST SETTING" and press OK.



- Press UP/< or DOWN/> to move the cursor.
- To cancel and return to the previous screen, press MENU.

4 Press UP/< or DOWN/> to set daylight saving time and press OK.



- To cancel and return to the previous screen, press MENU.

Memo :

- What is daylight saving time?
Daylight saving time is the system of setting the clock 1 hour ahead for a fixed period in summer.
It is used mainly in the Western countries.
- Restore the daylight saving time settings after you returned from the trip.