

Organizing Files

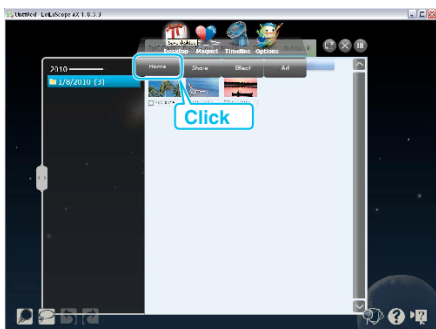
After backing up your files, organize them by adding labels such as “Family Trip” or “Athletic Meet”. This is useful not only for creating discs, but for viewing the files too.

Homepage	http://loilo.tv/product/15
----------	---

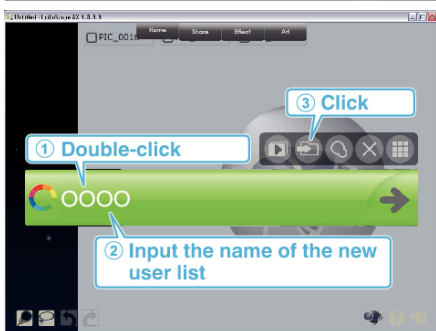
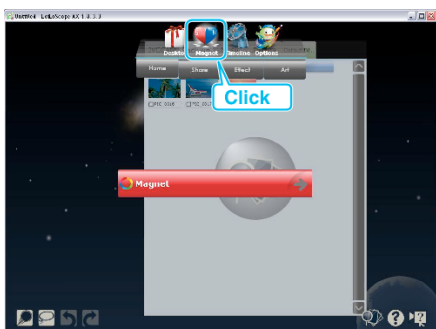
- 1 Double-click on the LoLoScope AX icon.
 - The provided software starts up.



- 2 Display the files to organize.



- 3 Create a user list.



- A new user list is added to the user list library.

- 4 Register files to the created user list.



Memo :

- If you encounter any problems with the provided software LoLoScope AX, please consult the “Customer Support Information”.