


## MONITOR BRIGHTNESS

Sets the brightness of the LCD monitor.

Setting	Details
4	Brightens the backlight of the monitor regardless of the surrounding conditions.
3	Sets to the standard brightness.
2	Darkens the backlight of the monitor regardless of the surrounding conditions.
1	Sets to dim brightness. Helps to save battery life when selected.
AUTO	Sets the brightness automatically to “4” when using outdoors and to “3” when using indoors.

### Adjusting Monitor Brightness


- 1 Tap “MENU”.




- 2 Tap “⚙️”.



- 3 Tap “MONITOR BRIGHTNESS”.



- 4 Tap the desired monitor brightness.



- By default, “MONITOR BRIGHTNESS” is set to “AUTO”. To adjust the brightness, tap ⤴, then tap a value between “1” to “4”.
- Tap ⤴ or ⤵ to move upward or downward for more selection.