

---

## Using an Eye-Fi Card

Eye-Fi is an SD memory card with wireless LAN function.

Using an Eye-Fi card, you can transfer videos and still images to a computer or the web. (A broadband wireless LAN environment is required.)

Use of Eye-Fi card may be illegal and prohibited in countries and regions where it has not been approved by competent authorities. Please contact Eye-Fi support for the details of approved countries and regions.

---

## Types of Cards

The following Eye-Fi cards can be used on this unit.

Eye-Fi X2 Series

- Eye-Fi Connect X2
- Eye-Fi Explore X2
- Eye-Fi Pro X2

---

## Using the Eye-Fi Card




Make settings on the Eye-Fi card with Eye-Fi Center.

For how to install and operate the Eye-Fi Center, refer to its instruction manual.

- Recorded videos and still images are automatically transferred. (The files already transferred earlier are not transferred again.)

### Memo :

- You cannot transfer files during the recording mode, editing and formatting of the card.
- You cannot transfer video files larger than 2 GB. (as of December, 2010)
- Transfer may take long or be interrupted depending on the connection conditions.

Icon	Description
	Identifying the Eye-Fi card
	Ready for transfer from the Eye-Fi card
	Transferring from the Eye-Fi card (animated)

- We recommend using the AC adapter when transferring files of large size.
- If it doesn't operate properly, first make use of Eye-Fi Helper to confirm that the settings of the Eye-Fi card are correct. In addition, try the data transfer by inserting the Eye-Fi card into other equipment such as a computer.
- Do not use the camcorder in places where wireless use is prohibited such as on a plane.
- Before deleting a file, check that you have transferred it to a computer or uploaded it to a video sharing website.
- For the latest information on the Eye-Fi card, refer to the website of Eye-Fi, Inc.

<http://www.eye.fi/>

---