

SHUTTER MODE

Continuous shooting settings can be adjusted.

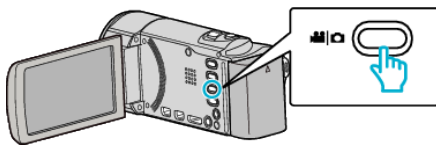
Setting	Details
RECORD ONE SHOT	Records one still image.
CONTINUOUS SHOOTING	Records still images continuously while the SNAPSHOT button is pressed.


Memo :

- Some SD cards may not support continuous shooting.
- The continuous shooting speed will drop if this function is used repeatedly.
- "CONTINUOUS SHOOTING" may not work when "IMAGE SIZE" is set to "2400X1344(3.2M)". (GZ-HM650/GZ-HM670/GZ-HM690)

Displaying the Item

- 1 Select still image mode.

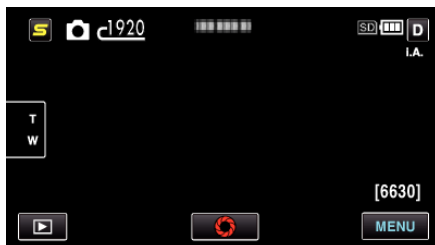


- 2 Tap  to select the recording mode.



- The mode changes between recording and playback with every tap.

- 3 Tap "MENU".



- 4 Tap "SHUTTER MODE".

