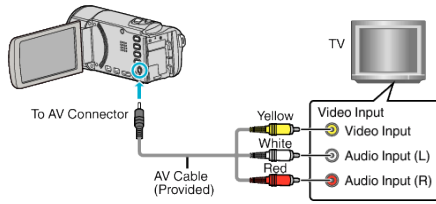



### Connecting via the AV Connector

By connecting the supplied AV cable to the AV connector, videos can be played back on a TV.

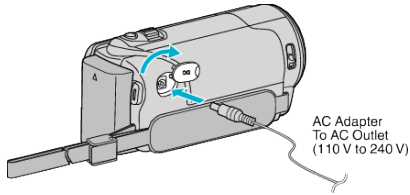
- Refer also to the instruction manual of the TV in use.

1 Connect to a TV.



- Turn off the camcorder by pressing the  button for about 2 seconds.

2 Connect the AC adapter to this unit.



3 Press the external input button on the TV to switch to the input from this unit via the connected connector.



4 Play back a file.



**Memo :**

- For questions about the TV or method of connection, contact your TV's manufacturer.