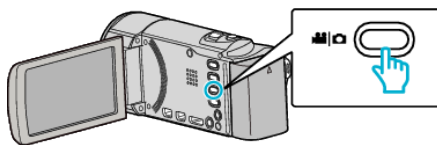



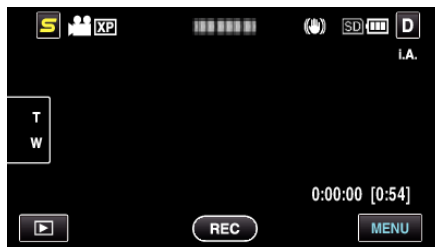
Main Menu for Video Playback

You can delete or look for specific videos.

- 1 Select video mode.



- 2 Tap  to select the playback mode.



- The mode changes between recording and playback with every tap.

- 3 Tap "MENU".



Setting	Details
SEARCH DATE	You can search and play videos or still images according to recording dates.
PROTECT/CANCEL	Protects files from being deleted accidentally.
COPY	Copies files to another media.
MOVE	Moves files to another media.
TRIMMING	Select the required part of a video and save it as a new video file.
UPLOAD SETTINGS	Capture and copy a part of a recorded video (maximum 15 minutes) for uploading to YouTube.
PLAYBACK OTHER FILE	Plays videos with defective management information.
SEAMLESS REC CTRL	Videos that are recorded on two separate media and with "SEAMLESS RECORDING" in the video recording menu enabled can be combined into a single video.
K2 TECHNOLOGY	Reproduces small or high-pitched sounds that cannot be recorded during recording, and plays back with a sound quality close to the original.