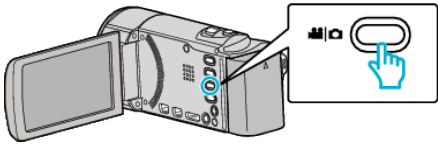


Creating Animation Effects (ANIMATION EFFECT)

You can add various effects to videos to create a different atmosphere from the usual recording.

1 Open the LCD monitor and select the video mode.

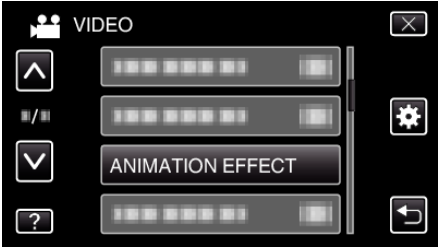


- The video mode icon appears.

2 Tap “MENU”.

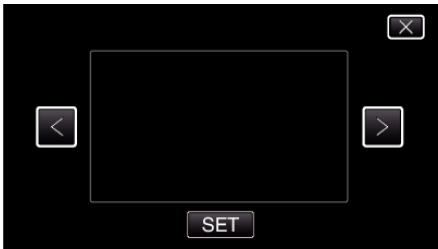


3 Tap “ANIMATION EFFECT”.



- Tap ^ or v to move upward or downward for more selection.
- Tap X to exit the menu.
- Tap ↶ to return to the previous screen.

4 Select a desired effect and tap “SET”.



- Tap < or > to move left or right for more selection.
- Tap ↶ to return to the menu, or tap X to exit.

During Setting	After Setting	Note
		Animation (effect) appears when smiles are detected.
		Animation (effect) appears when smiles are detected.
		Animation (effect) appears when smiles are detected.
		Animation (effect) appears when smiles are detected.

		<p>Animation (effect) appears when the screen is touched.</p>
---	--	---