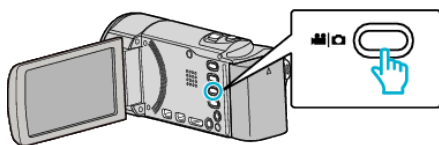


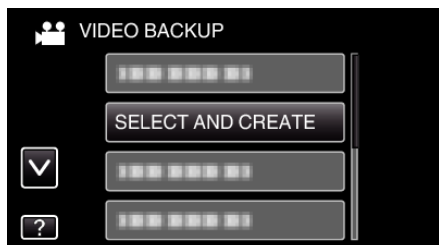
## Copying Files by Date

Videos or still images are sorted and copied according to the date on which they were recorded.

- 1 Select video or still image mode.

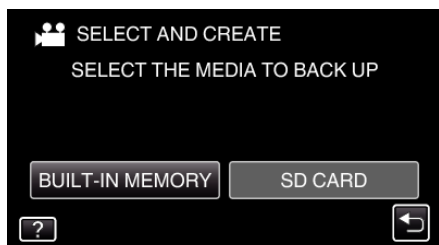


- 2 Tap "SELECT AND CREATE" (video) or "SELECT AND SAVE" (still image).



- While the video mode is shown in the image, the same operations apply for the still image mode.

- 3 Tap on the media to copy.



(GZ-HM650/GZ-HM670)



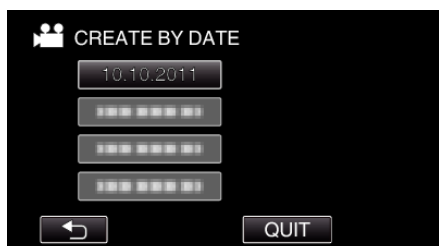
(GZ-HM445/GZ-HM448)

- 4 Tap "CREATE BY DATE" (video) or "SAVE BY DATE" (still image).



- While the video mode is shown in the image, the same operations apply for the still image mode.

- 5 Tap to select a recording date.



- 6 Tap "EXECUTE".



- The number of discs required to copy the files is displayed. Prepare the discs accordingly.

7 Tap “YES” or “NO”. (👤 mode only)



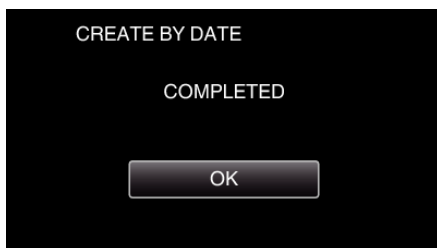
- When “YES” is selected, videos with similar recording dates are displayed in groups.
- When “NO” is selected, videos are displayed according to recording dates.

8 Tap “EXECUTE”.



- When “INSERT NEXT DISC” appears, change the disc.

9 After copying, tap “OK”.



10 Press and hold the ⏻ button for 2 seconds or more to turn off this unit and disconnect the USB cable.

### Caution :

- Do not turn off the power or remove the USB cable until copying is complete.
- Files that are not on the index screen during playback cannot be copied.

### Memo :

- To check the created disc, refer to ““Playing Back with a DVD Writer” (📖 p. 0 )”.

### When “DO YOU WANT TO FINALIZE?” appears

This appears when “AUTO FINALIZE” in the “COMMON” menu is set to “OFF”.

- To play back on other devices, tap “YES”.
- To add more files to the DVD later, tap “NO”.

### Memo :

- When two or more DVDs are created simultaneously, all the discs other than the last one will be finalized automatically even when “AUTO FINALIZE” is set to “OFF”.
- You can finalize a DVD even when “FINALIZE” is selected in the “BACK-UP” menu.
- To play back a BD-R disc on other devices, select “FINALIZE” after creating the disc.  
(The “AUTO FINALIZE” function in the “COMMON” menu can only be used for creating DVDs.)