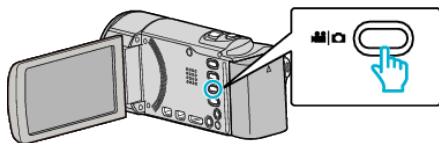


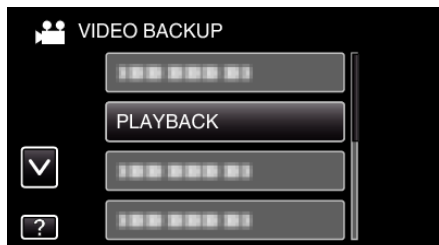
## Playing Back Files in the USB External Hard Disk Drive

Videos or still images saved in an external hard disk drive can be played back on this unit.

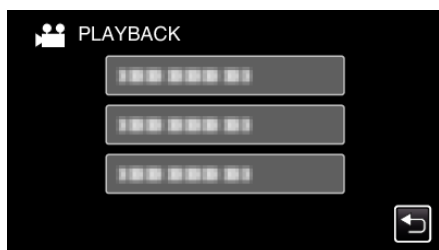
- 1 Select video or still image mode.



- 2 Tap "PLAYBACK".




- 3 Tap on the folder to play back.



- Tap "←" to return to the "BACK-UP" menu.

- 4 Tap on the file to play back.



- Tap "←" to return to the folder index screen.
- For details on video playback, refer to "Operation Buttons for Video Playback" (p. 0 ).
- To exit, stop playback and turn off the camcorder by pressing the  button for about 2 seconds. Then, disconnect the USB cable.

### Memo :

- Sound or video may be interrupted during playback.