


## MONITOR BRIGHTNESS

Sets the brightness of the LCD monitor.


Setting	Details
4	Brightens the backlight of the monitor regardless of the surrounding conditions.
3	Sets to the standard brightness.
2	Darkens the backlight of the monitor regardless of the surrounding conditions.
1	Sets to dim brightness. Helps to save battery life when selected.
AUTO	Sets the brightness automatically to “4” when using outdoors and to “3” when using indoors.

### Adjusting Monitor Brightness


1 Tap “MENU”.




2 Tap “⚙️”.



3 Tap “MONITOR BRIGHTNESS”.



4 Tap the desired monitor brightness.



- By default, “MONITOR BRIGHTNESS” is set to “AUTO”. To adjust the brightness, tap ⬆️, then tap a value between “1” to “4”.
- Tap ⬆️ or ⬇️ to move upward or downward for more selection.