


## Adjusting Brightness

You can adjust the brightness to your preferred level.

- 1 Tap "MENU".

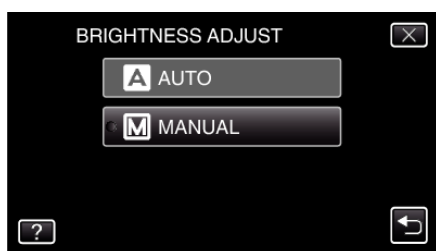


- 2 Tap "BRIGHTNESS ADJUST".



- Tap  $\wedge$  or  $\vee$  to move upward or downward for more selection.
- Tap X to exit the menu.
- Tap  $\leftarrow$  to return to the previous screen.

- 3 Tap "MANUAL".

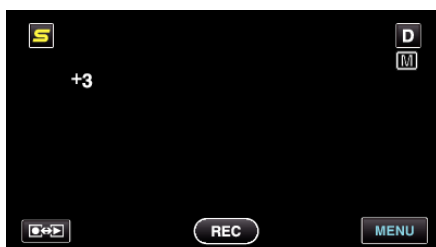


- 4 Adjust the brightness value.



- Compensation range during video recording: -6 to +6
- Compensation range during still image recording: -2.0 to +2.0
- Tap  $\wedge$  to increase the brightness.
- Tap  $\vee$  to decrease the brightness.

- 5 Tap "SET" to confirm.



### Memo :

- Settings can be adjusted separately for videos and still images.