


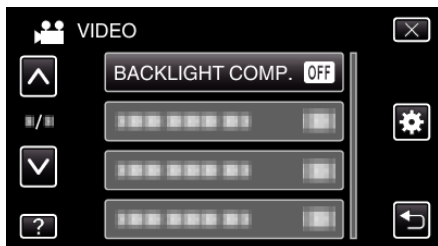
## Setting Backlight Compensation

You can correct the image when the subject appears too dark due to backlight.

1 Tap "MENU".

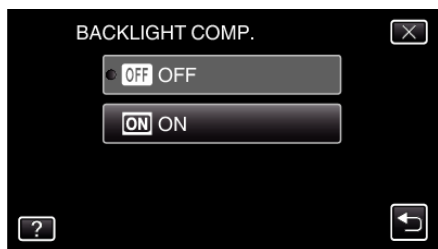


2 Tap "BACKLIGHT COMP.".



- Tap  $\wedge$  or  $\vee$  to move upward or downward for more selection.
- Tap X to exit the menu.
- Tap  $\leftarrow$  to return to the previous screen.

3 Tap "ON".



- After setting, the backlight icon  appears.