

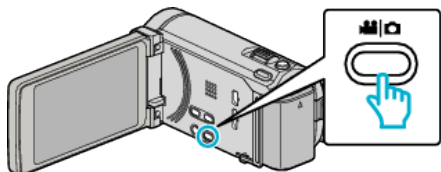
Deleting Folders in the USB External Hard Disk Drive

Files that are copied to the external hard disk drive can be deleted.

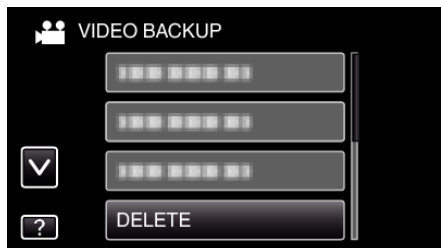
Caution :

- Deleted files cannot be restored.
- Be sure to back up important files on a PC.

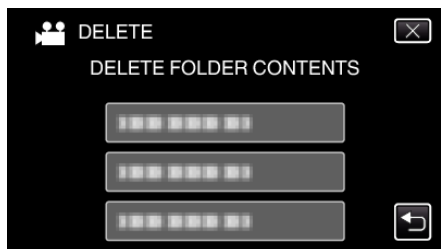
1 Select video or still image mode.



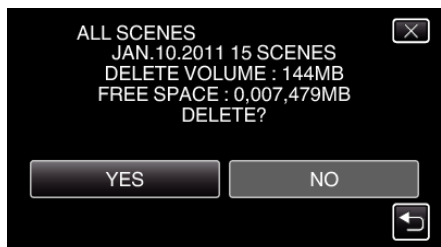
2 Tap "DELETE".



3 Tap on the folder to delete.



4 Tap "YES".



- After deleting, tap "OK".