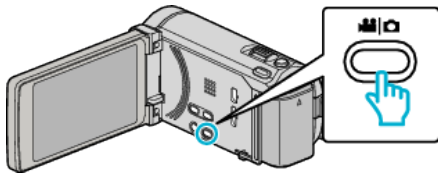


Importing Files from the USB External Hard Disk Drive

You can copy video files from a USB external hard disk drive to the built-in memory of this unit or an SD card.

- 1 Select video mode.



- 2 Tap "IMPORT FROM DEVICE" in "BACK-UP".

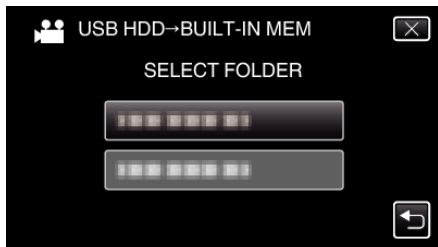


- 3 Tap "USB HDD→BUILT-IN MEM" or "USB HDD→SD".



- Files will be imported to the selected media.

- 4 Tap on the folder to import.



- 5 Tap on the files to import.

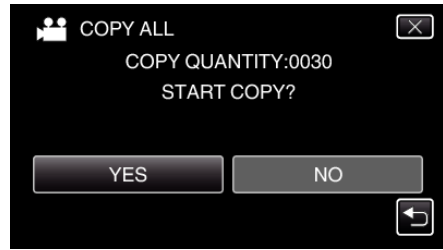


- ✓ appears on the selected files.
To remove ✓ from a file, tap on the file again.
- Tap "SEL ALL" to select all files.
- Tap "REL ALL" to release all selections.
- "SET" is deactivated when no file is selected.

- 6 Tap "SET".



- 7 Tap "YES".



- Importing starts when "YES" is tapped.
- To cancel importing of files, tap "STOP", then tap "YES".

- 8 After importing, tap "OK".



- 9 Press and hold the button for 2 seconds or more to turn off this unit and disconnect the USB cable.

Memo : _____

- Files that are saved to the USB external hard disk drive from other devices cannot be copied to this unit.