


Setting the Clock to Local Time when Traveling

Change the date and time display to the local time by selecting your travel destination in "AREA SETTING" of "CLOCK ADJUST". Restore the region settings after you returned from the trip.

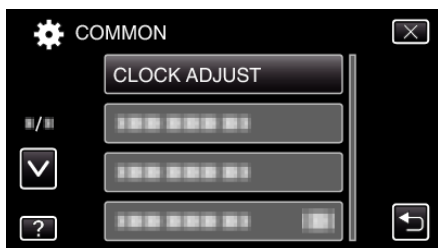
1 Tap "MENU".



2 Tap .

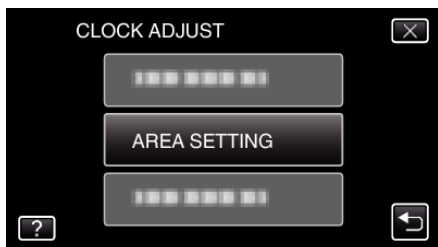


3 Tap "CLOCK ADJUST".




- Tap \wedge or \vee to move upward or downward for more selection.

4 Tap "AREA SETTING".



5 Select the area you are traveling to and tap "SAVE".



- The city name and time difference are displayed.
- Tap $<$ or $>$ to select the city name.

Memo :

- Setting "AREA SETTING" changes the clock time such that time difference is accounted for.
After returning to your country, re-select the region that was set initially to restore the original clock settings.