

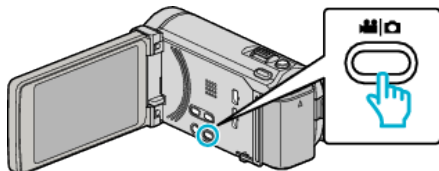
Copying Files to an SD Card

You can copy videos and still images from the built-in memory to SD card. Copying still images to cards makes it convenient to bring them to the shop for printing (developing).


Caution :

- Make sure that there is enough space left in the destination medium.
- Videos in the SD card cannot be copied to the built-in memory.

1 Select video or still image mode.



2 Tap to select the playback mode.




- The mode changes between recording and playback with every tap.

3 Tap "MENU".



4 Tap "COPY".



5 Tap on the files to copy.



- ✓ appears on the selected files.
To remove ✓ from a file, tap on the file again.
- Tap "SEL ALL" to select all files.
- Tap "REL ALL" to release all selections.
- "SET" is deactivated when no file is selected.

6 Tap "SET".



7 Tap "YES".



- Copying starts.
- After copying, tap "OK".