


Resetting the Clock

Set the clock with "CLOCK ADJUST" from the menu.

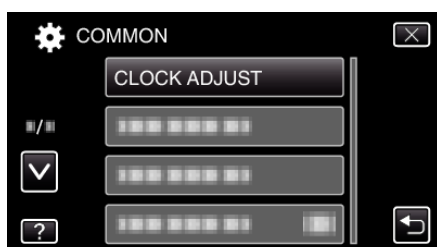
- 1 Tap "MENU".



- 2 Tap "⚙️".

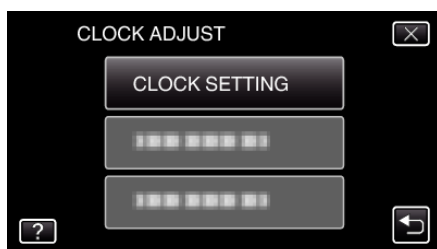


- 3 Tap "CLOCK ADJUST".

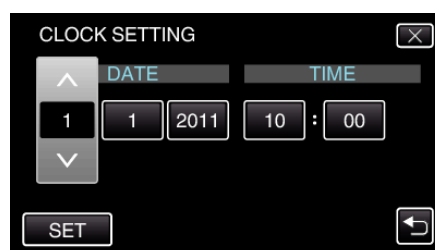


- Tap ^ or v to move upward or downward for more selection.

- 4 Tap "CLOCK SETTING".




- 5 Set the date and time.



- When the year, month, day, hour, or minute item is tapped, "∧" and "∨" will be displayed.
- Tap ^ or v to adjust the year, month, day, hour, and minute.

- 6 After setting the date and time, tap "SET".

- 7 Select the region where you live and tap "SAVE".



- The city name and time difference are displayed.
- Tap < or > to select the city name.