



## Using Focus Assist

Focused subject is outlined in color for more precise focus.

- 1 Tap "MENU".




- 2 Tap "FOCUS ASSIST".




- Tap  $\wedge$  or  $\vee$  to move upward or downward for more selection.
- Tap  $\times$  to exit the menu.
- Tap  $\hookrightarrow$  to return to the previous screen.

- 3 Adjust the focus.



- Tap  $\blacktriangle$  to focus on a distant subject.
- Tap  $\blacktriangle$  to focus on a near subject.

- 4 Tap "SET" to confirm.



### Memo :

- The image becomes black and white while the outline of the focused object is displayed in the selected color. Change outline color if it becomes difficult to see.