

Using Bluetooth-compliant Devices (for GZ-HM960)

This unit is equipped with Bluetooth function. You can do the following using a Bluetooth-compliant device via wireless connection.

Capabilities of Bluetooth-compliant Devices

Capability	Bluetooth-compliant Device
Control the camcorder	<ul style="list-style-type: none"> Smartphone
Monitor the image during recording	<ul style="list-style-type: none"> Smartphone
Import recorded still images	<ul style="list-style-type: none"> Smartphone BIP/OPP-compliant device (such as some mobile phones)
Record the location information *1	<ul style="list-style-type: none"> Smartphone GPS Receiver
Transfer recorded videos	<ul style="list-style-type: none"> Smartphone (Android 2.1 or higher compatible devices only)
Listen to audio sound/Record audio sound	<ul style="list-style-type: none"> Headset

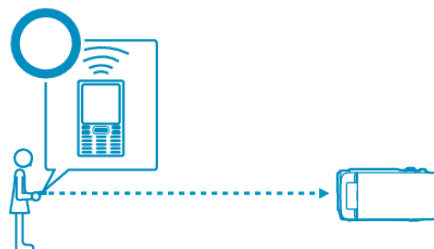
*1 The recorded location information can be used on the software provided with this unit. For more information, refer to "MediaBrowser Help".

Using a Bluetooth-compliant Device

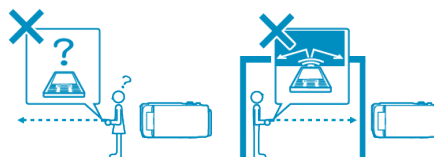
- For smartphones, install its exclusive application.
- Register (pair) a device.
- Connect the Bluetooth-compliant device to the camcorder.
- Perform some rehearsals (test recordings) before the actual shooting.
- Perform the actual shooting (operations).

Improving the Communication

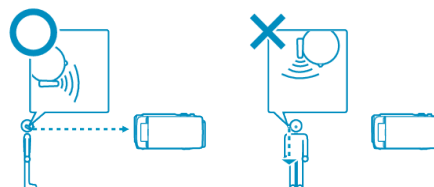
- Some connected devices may not be able to support the capabilities of this unit.
- Verify the compatibility before using.
- Make sure that there are no obstacles between the Bluetooth-compliant device and the camcorder.
- Position the Bluetooth-compliant device such that it can be seen by the camcorder.



- Any obstacles or human subjects between the Bluetooth-compliant device and the camcorder will interrupt the communication.



- When using a headset, use it while facing this unit directly.



- Make use of the Bluetooth-compliant device as near to the camcorder as possible.

- Although connections within a range of 10 m may be supported by this unit, the nearer the device, the better the communication.

*If the communication is weak, data transfer may take a longer time or there may be noise in the audio sound.

Compliant Bluetooth Devices

This unit can be connected to the following Bluetooth-compliant devices for use.

Refer to the instruction manual of the device, except smartphones, to check its Bluetooth profile.

Device Selection (Bluetooth setting on this unit)	Target Device/Compliant Profile
Smartphone	<ul style="list-style-type: none">• Android Smartphone (Android 2.1 or higher, with Bluetooth SPP profile)• BlackBerry Bold• Touch Diamond• Touch Pro
BIP/OPP	BIP (Basic Imaging Profile, Imaging Responder) OPP (Object Push Profile, Push Server)
GPS Receiver	SPP (Serial Port Profile, Device B)
Headset 1	HSP (Headset Profile, HS)

- For details, refer to the following homepage.

<http://www.jvc-victor.co.jp/english/download/bluetooth/index.html>

Caution :

- Operation is not guaranteed on all devices.
- Communication may not be carried out properly near radio equipment or broadcasting stations. In this case, change the location accordingly.
- Radio wave interference by wireless LAN equipment
Wireless LAN equipment makes use of the same frequency bandwidth (2.4 GHz) as that of the Bluetooth devices. Using this product near such equipment may cause radio wave interference, and result in a drop in communication speed or connection failure. In this case, turn off the power of devices that are not in use.