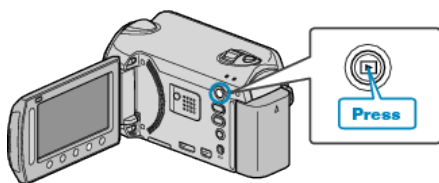


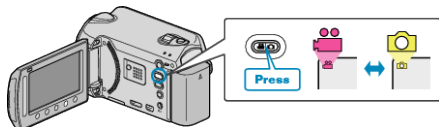
Releasing Protection of All Files

Releases protection of all files.


- 1 Select the playback mode.



- 2 Select video or still image mode.



- 3 Touch to display the menu.



- 4 Select "EDIT" and touch .



- 5 Select "PROTECT/CANCEL" and touch .



- 6 Select "CANCEL ALL" and touch .



- 7 Select "YES" and touch .



- After setting, touch .