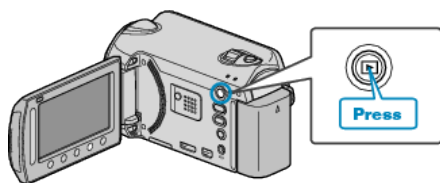


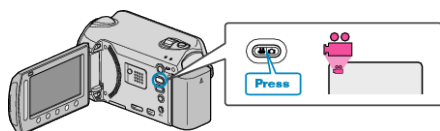
Changing the Event of the Selected Files

Changes the event of multiple files by specifying a range.


1 Select the playback mode.



2 Select video mode.



3 Touch **Ⓜ** to display the menu.



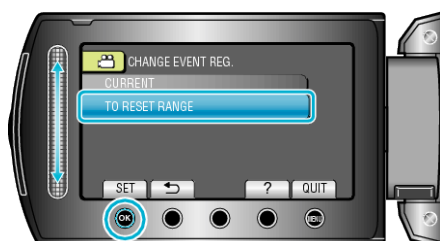
4 Select "EDIT" and touch **Ⓜ**.



5 Select "CHANGE EVENT REG." and touch **Ⓜ**.



6 Select "TO RESET RANGE" and touch **Ⓜ**.



7 Select the first file of the range and touch **Ⓜ**.



• Touch "CHECK" to check the selected file.

8 Select the last file of the range and touch **Ⓜ**.



• Touch "CHECK" to check the selected file.

9 Select a new event and touch **Ⓜ**.



- You can cancel the registered event by touching "CANCEL".
- After setting, touch **Ⓜ**.
- To exit the screen, touch **Ⓜ**.