



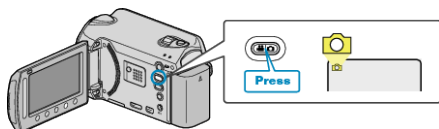
SELF-TIMER

Use this when taking a group photo.


Setting	Details
OFF	Deactivates the self-timer.
2SEC	Starts recording 2 seconds after the SNAPSHOT button is pressed.
10SEC	Starts recording 10 seconds after the SNAPSHOT button is pressed. This setting is suitable for taking group photos.
FACE DETECTION	<p>Detects faces when the SNAPSHOT button is pressed. Recording starts 3 seconds after the face of the photographer is detected.</p> <p>(1) Faces are detected</p>  <p>(2) Face of photographer is detected</p> <p style="text-align: center; font-size: 2em; font-weight: bold;">Photographer</p> 

Displaying the Item

- 1 Select still image mode.



- 2 Touch \odot to display the menu.



- 3 Select "SELF-TIMER" and touch \odot .

