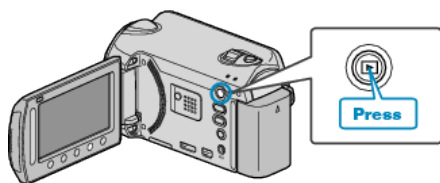


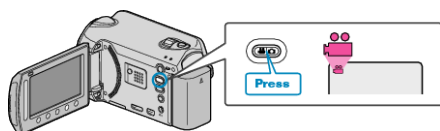
## Editing Playlists

You can change the content of a created playlist.


- 1 Select the playback mode.



- 2 Select video mode.



- 3 Touch **Ⓜ** to display the menu.



- 4 Select "EDIT PLAYLIST" and touch **Ⓜ**.



- 5 Select "EDIT" and touch **Ⓜ**.



- 6 Select the playlist you want to edit and touch **Ⓜ**.



- 7 Select the file to add to playlist and touch **Ⓜ**.



- Touch "CHECK" to check the selected video.

- 8 Select the insertion point and touch **Ⓜ**.



- The selected videos are added to the playlist on the right.
- To delete a video from the playlist, touch "→" to select the video and touch **Ⓜ**.
- Repeat steps 7-8 and arrange the videos in the playlist.

- 9 After arranging, touch **Ⓜ**.



- 10 Select "SAVE AND THEN QUIT" and touch **Ⓜ**.

