

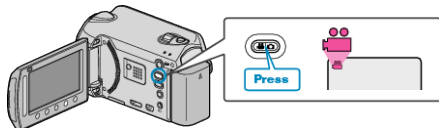
**FACE PRIORITY AE/AF**


Detects faces and adjusts the brightness and focus automatically.


Setting	Details
OFF	Deactivates the function.
ON	Activates the function.

**Displaying the Item**

- 1 Select video mode.



- 2 Touch  to display the menu.



- 3 Select "FACE PRIORITY AE/AF" and touch .

**Caution :**

- When "FACE PRIORITY AE/AF" is set to "ON", the following settings will change.
  - If "SCENE SELECT" is set to "SPOTLIGHT", it will be switched to "OFF".
  - If "FOCUS" is set to "MANUAL", it will be switched to "AUTO".
  - If "BACKLIGHT COMP." is set to "ON", it will be switched to "OFF".
  - If "METERING AREA/ TYPE" is set to "SPOT", it will be switched to "ENTIRE SCREEN".
- When the following settings are made, "FACE PRIORITY AE/AF" will switch to "OFF".
  - When "SCENE SELECT" is set to "SPOTLIGHT"
  - When "FOCUS" is set to "MANUAL"
  - When "FOCUS ASSIST" is selected
  - When "BACKLIGHT COMP." is set to "ON"
  - When "METERING AREA/ TYPE" is set to "SPOT"

**Memo :**

- Depending on the condition, faces may not be detected.