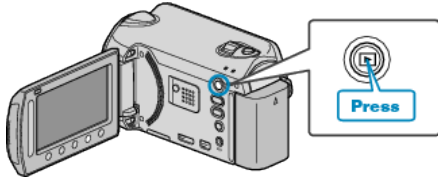


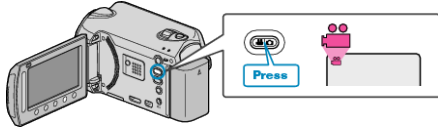
Playing Back Playlists

Play back the playlists that you have created.


- 1 Select the playback mode.



- 2 Select video mode.



- 3 Touch **Ⓜ** to display the menu.



- 4 Select "PLAYBACK PLAYLIST" and touch **Ⓚ**.



- 5 Select the desired playlist and touch **Ⓚ** to start playback.



- Touch "CHECK" to check the content of the selected playlist.
- To exit the playback, touch **Ⓜ**.

Creating Playlists: _____