



## Scene Selection

Common scenes that are often encountered can be recorded with the most suitable settings.

- 1 Touch  to display the menu.




- 2 Select "MANUAL SETTING" and touch .









- 3 Select "SCENE SELECT" and touch .



- 4 Select the scene and touch .



Setting	Effect
 NIGHT EYE	Increases gain and brightens the scene automatically when the surrounding is dark. To prevent camera shake, use a tripod. <b>OFF</b>   <b>ON</b>
 SPOTLIGHT	Prevents the human subject from appearing too bright under light. <b>OFF</b>   <b>ON</b>

\*The image is only an impression.