



Operating the Menu

Use the slider and operation buttons to set the menu.


- The menu differs according to the mode in use.

1 Touch  to display the menu.





2 Select the desired menu and touch .



3 Select the desired setting and touch .




Memo :

- To close the menu, touch .
- To return to the previous screen, touch .



RETURN

- To display the help file, touch .



HELP

Returning All Settings to Default:

- Set using "FACTORY PRESET" in the basic settings menu.