



Using Focus Assist

Focused subject is outlined in color for more precise focus.

- 1 Touch  to display the menu.



- 2 Select "MANUAL SETTING" and touch .




- 3 Select "FOCUS ASSIST" and touch .



- 4 Adjust the focus with the slider.



- 5 Touch  to confirm.



Memo :

- The image becomes black and white while the outline of the focused object is displayed in the selected color. Change outline color if it becomes difficult to see.