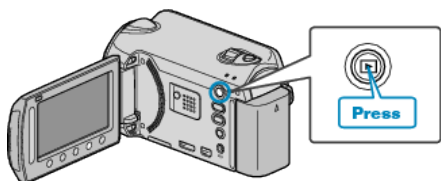


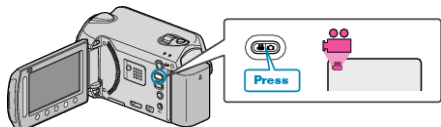
Creating Playlists by Event

Create a playlist by arranging multiple files according to events and recording dates.


- 1 Select the playback mode.



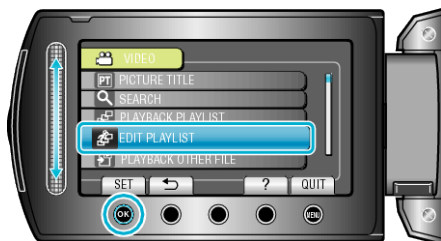
- 2 Select video mode.



- 3 Touch MENU to display the menu.



- 4 Select "EDIT PLAYLIST" and touch OK .



- 5 Select "NEW LIST" and touch OK .



- 6 Select "CREATE BY EVENT" and touch OK .



- 7 Select an event and touch OK .



- 8 Select the recording date to add to playlist and touch OK .



- Touch "CHECK" to check the selected video.

- 9 Select the insertion point and touch OK .



- The selected videos are added to the playlist on the right.
- To delete a video from the playlist, touch "→" to select the video and touch OK .
- Repeat steps 8-9 and arrange the videos in the playlist.

- 10 After arranging, touch MENU .



- 11 Select "SAVE AND THEN QUIT" and touch OK .

