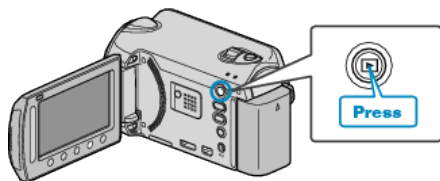


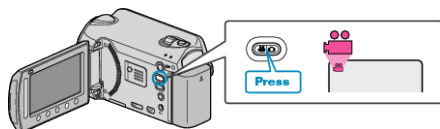
Playing a Video with Defective Management Information

Plays videos with defective management information.


- 1 Select the playback mode.



- 2 Select video mode.



- 3 Touch to display the menu.



- 4 Select "PLAYBACK OTHER FILE" and touch .



- 5 Select the desired video and touch .



Memo :

- An MTS file is created in the EXTMOV folder when management information is corrupted.
- Depending on the condition of the damaged file, playback might fail or may not run smoothly.