


SEAMLESS RECORDING

Continues recording on the SD card without stopping when the remaining space on the built-in memory runs out.

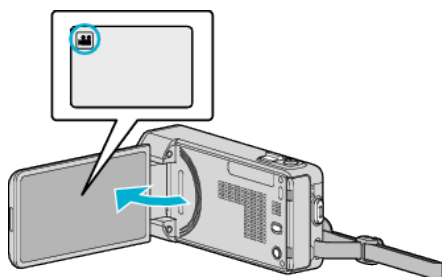
Setting	Details
OFF	Does not switch recording media automatically.
ON	Switches recording media automatically.

Memo :

- Seamless recording cannot be performed if there is not enough free space in the SD card.
-  appears if seamless recording cannot be performed.
- To start seamless recording again after the previous session is complete, it is necessary to combine seamless videos, or delete the combination information of the seamless videos.


Displaying the Item

- Open the LCD monitor.



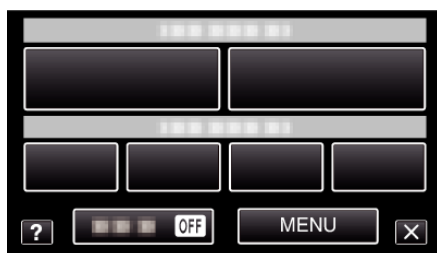
- Check if the recording mode is .

- Tap "MENU".



- The shortcut menu appears.

- Tap "MENU" in the shortcut menu.



- Tap "SEAMLESS RECORDING".

