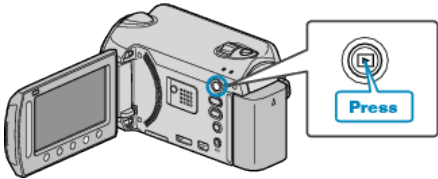


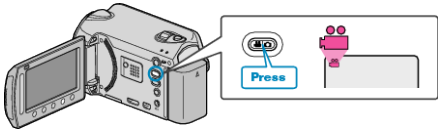
Playback with Special Effects

You can add effects to the beginning and end of recorded videos.


1 Select the playback mode.



2 Select video mode.



3 Touch to display the menu.



4 Select "WIPE/FADER" and touch .



5 Select a desired effect and touch .



6 Select the desired video and touch .



Setting	Details
OFF	Turns off the effect.
FADER-WHITE	Fades in or out with a white screen.
FADER-BLACK	Fades in or out with a black screen.
WIPE-SLIDE	Wipes in from right to left, or wipes out in the opposite way.
WIPE-DOOR	Wipes in as the two halves of a black screen which open to the left and right revealing the scene, or wipes out in the opposite way.
WIPE-SCROLL	Wipes in from the bottom to the top of a black screen, or wipes out in the opposite way.
WIPE-SHUTTER	Wipes in from the center of a black screen toward the top and bottom, or wipes out in the opposite way.

Memo:

- The effect will not be applied to a recorded video less than 7 seconds.