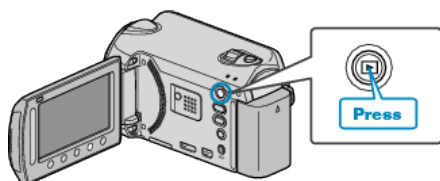


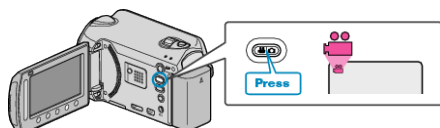
## Editing Playlists

You can change the content of a created playlist.


1 Select the playback mode.



2 Select video mode.



3 Touch to display the menu.



4 Select "EDIT PLAYLIST" and touch .



5 Select "EDIT" and touch .



6 Select the playlist you want to edit and touch .



7 Select the file to add to playlist and touch .



• Touch "CHECK" to check the selected video.

8 Select the insertion point and touch .



- The selected videos are added to the playlist on the right.
- To delete a video from the playlist, touch "→" to select the video and touch .
- Repeat steps 7-8 and arrange the videos in the playlist.

9 After arranging, touch .



10 Select "SAVE AND THEN QUIT" and touch .

