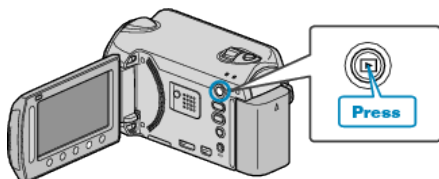


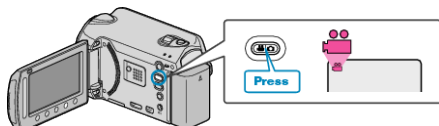
Changing the Event of the Selected Files

Changes the event of multiple files by specifying a range.


1 Select the playback mode.



2 Select video mode.



3 Touch to display the menu.



4 Select "EDIT" and touch .



5 Select "CHANGE EVENT REG." and touch .



6 Select "TO RESET RANGE" and touch .



7 Select the first file of the range and touch .



• Touch "CHECK" to check the selected file.

8 Select the last file of the range and touch .



• Touch "CHECK" to check the selected file.

9 Select a new event and touch .



• You can cancel the registered event by touching "CANCEL".

• After setting, touch .

• To exit the screen, touch .