


## Remaining Recording Time/Battery Power

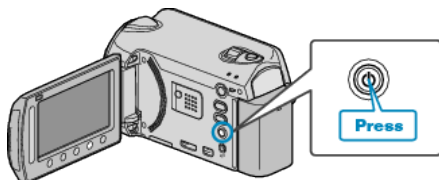
You can check the remaining video recording time on the HDD and microSD card as well as the remaining battery power.

- 1 Select video or still image mode.



- The video or still image mode icon appears.



- 2 Press .



- Press once to display the remaining recording time. Go to step 3.
- Press twice to display the remaining battery power. Go to step 4.

- 3 Display the remaining recording time.



- The remaining recording time is displayed only in the video recording mode.  
If you select the still image mode, go directly to step 4.
- To change the video quality, select video quality with the slider and touch .
- To display the remaining battery power, touch the ";" button.
- To exit the display, touch the .

- 4 Display the remaining battery power.



- To exit the display, press the INFO button  or touch the .

### Memo:

- The remaining battery power will not be displayed when the AC adapter is connected.

## Approximate Video Recording Time

Quality	HDD GZ-HD620 120 GB	HDD GZ-HD510/GZ-HD500 80 GB	microSDHC Card 4 GB	microSDHC Card 8 GB
UXP	11 h	7 h 20 m	22 m	44 m
XP	15 h	10 h	31 m	1 h 3 m
SP	21 h	14 h	44 m	1 h 29 m
EP	50 h	33 h	1 h 51 m	3 h 43 m

- The actual recording time may shorten depending on the shooting environment.

## Approximate Number of Still Images (Unit: Number of Shots)

Image Size	Quality	microSD Card 256 MB	microSD Card 512 MB	microSD Card 1 GB	microSD Card 2 GB	microSDHC Card 4 GB	microSDHC Card 8 GB
1920x1080 (16:9)	FINE	260	510	1030	2100	4200	8420
1920x1080 (16:9)	STANDARD	410	810	1620	3210	6410	9999
1440x1080 (4:3)	FINE	350	680	1360	2770	5540	9999
1440x1080 (4:3)	STANDARD	550	1070	2150	4360	8700	9999
640x480 (4:3)	FINE	1710	3330	6680	9999	9999	9999
640x480 (4:3)	STANDARD	3090	5990	9999	9999	9999	9999

- The HDD can record up to 9999 still images in either mode.

## Approximate Recording Time (Using Battery)

Battery Pack	Charging Time	Actual Recording Time	Continuous Recording Time
BN-VG114E	2 h 30 m	45 m	1 h 20 m
BN-VG121E	3 h 30 m	1 h 10 m	2 h 05 m

- The above are values when "LIGHT" is set to "OFF" and "LCD BACKLIGHT" is set to "STANDARD".
- The actual recording time may be shorter if zooming is used or if recording is stopped repeatedly.  
(It is recommended to prepare battery packs ready for three times the expected recording time.)
- When the battery life is reached, the recording time becomes shorter even if the battery pack is fully charged.  
(Replace the battery pack with a new one.)