



## Setting Metering Area

You can set the brightness of a specified area as the standard.

- 1 Touch  to display the menu.



- 2 Select "MANUAL SETTING" and touch .






- 3 Select "METERING AREA/ TYPE" and touch .



- 4 Select "SPOT" and touch .



- When "SPOT" is selected, select the position of the spot frame by touching the operation buttons ""/"". After selecting, touch  to confirm.