

## Recording Videos to Discs

Copy the files that are arranged using the user list to DVDs.

### GZ-HD510/GZ-HD500

**You can create only AVCHD discs using the provided application software.**

To create DVD-Video discs, refer to "Dubbing Files to a DVD Recorder or VCR" (P. 0 ).

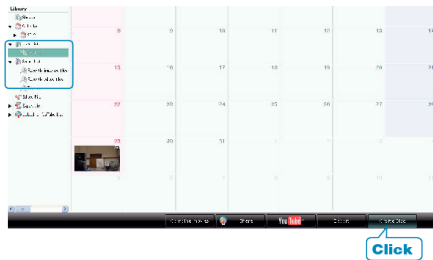
Using the optional application software, you can create DVD-Video and BD discs on a computer.

Download the optional software here

[http://www.pixela.co.jp/oem/jvc/mediabrowser/e/purchase\\_dl/mediabrowser\\_hd\\_2/](http://www.pixela.co.jp/oem/jvc/mediabrowser/e/purchase_dl/mediabrowser_hd_2/)

1 Insert a new disc into the PC's recordable DVD drive.

2 Select the desired user list.



3 Select the disc type (GZ-HD620 only).

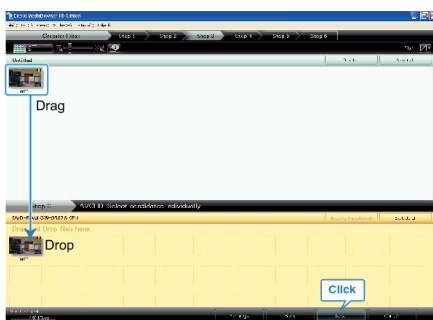


4 Select the method of file selection.



- If you select "Select all files displayed", only the displayed videos are copied to the disc. Proceed to step 6.
- If you select "Select files individually", proceed to step 5.

5 (When "Select files individually" is selected) Select the files to copy to disc in order.



6 Set the top menu of the disc.



- Set the title and menu background.

7 Copying to disc starts.



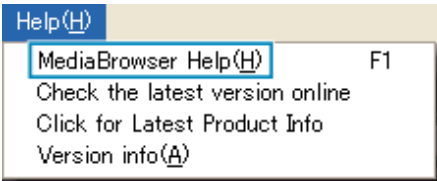
- After copying, click "OK".

# Copying

---

**Memo:**\_\_\_\_\_

- The following types of discs can be used on the provided software Everio MediaBrowser.  
DVD-R  
DVD-R DL  
DVD-RW  
DVD+R  
DVD+R DL  
DVD+RW  
BD (GZ-HD620 only)
- Everio MediaBrowser supports 3 disc formats:  
AVCHD  
DVD-Video (GZ-HD620 only)  
BD (GZ-HD620 only)
- When copying videos recorded in UXP recording mode to create an AVCHD disc, the videos need to be converted to XP recording mode before copying. Therefore, it may take a longer time than copying videos recorded in other modes.
- Use Everio MediaBrowser Player to play back the disc. Refer to the help file of the provided Everio MediaBrowser software to operate.
- To view the help file of Everio MediaBrowser, select "Help" from the Everio MediaBrowser's menu bar or press F1 on the keyboard.



- If you encounter any problems with the provided software Everio MediaBrowser, please consult the "Pixela User Support Center".
-