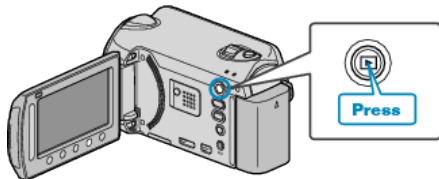


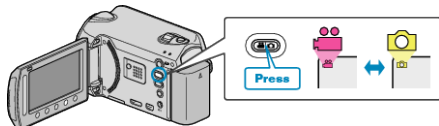
Moving All Files

Moves all videos and still images to another media.
Files that are moved will be deleted from the original media.
Files with a protect mark will not be deleted from the original media.


- 1 Select the playback mode.



- 2 Select video or still image mode.



- 3 Touch to display the menu.



- 4 Select "EDIT" and touch .



- 5 Select "MOVE" and touch .



- 6 Select the direction of moving and touch .



- The direction of moving varies with the model.

- 7 Select "MOVE ALL" and touch .



- 8 Select "YES" and touch .



- Moving of files starts.
- After moving, touch .