

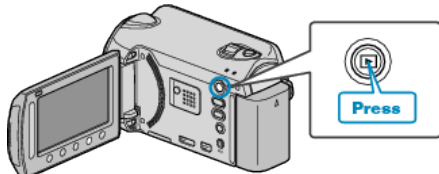
## Deleting the Currently Displayed File

Deletes the currently displayed file.


### CAUTION:

- Deleted files cannot be restored.


1 Select the playback mode.



2 Select video or still image mode.



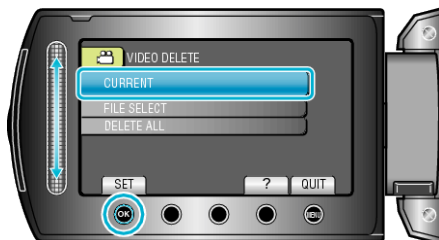
3 Touch to display the menu.



4 Select "DELETE" and touch .



5 Select "CURRENT" and touch .



6 Check that it is the file to delete, select "YES" and touch .



- The file to delete appears on this screen.
- Touch the operation buttons "" / "" to select the previous or next file.
- After deleting, touch .

### Memo:

- When files in a playlist are deleted, the playlist changes.
- Files that are protected cannot be deleted.  
Release protection before deleting the file.