

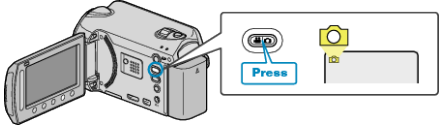
FACE PRIORITY AE/AF

Detects faces and adjusts the brightness and focus automatically.


Setting	Details
OFF	Deactivates the function.
ON	Activates the function.

Displaying the Item

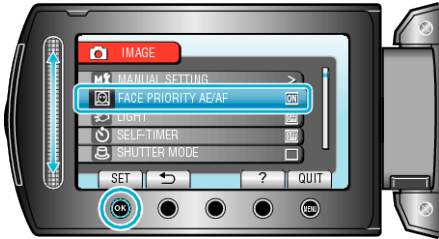
1 Select still image mode.



2 Touch  to display the menu.



3 Select "FACE PRIORITY AE/AF" and touch .



CAUTION:

- When "FACE PRIORITY AE/AF" is set to "ON", the following settings will change.
 - If "SCENE SELECT" is set to "SPOTLIGHT", it will be switched to "OFF".
 - If "FOCUS" is set to "MANUAL", it will be switched to "AUTO".
 - If "BACKLIGHT COMP." is set to "ON", it will be switched to "OFF".
 - If "METERING AREA/ TYPE" is set to "SPOT", it will be switched to "ENTIRE SCREEN".
- When the following settings are made, "FACE PRIORITY AE/AF" will switch to "OFF".
 - When "SCENE SELECT" is set to "SPOTLIGHT"
 - When "FOCUS" is set to "MANUAL"
 - When "FOCUS ASSIST" is selected
 - When "BACKLIGHT COMP." is set to "ON"
 - When "METERING AREA/ TYPE" is set to "SPOT"

Memo:

- You cannot activate "FACE PRIORITY AE/AF" if "SELF-TIMER" is set to "FACE DETECTION".
- Depending on the condition, faces may not be detected.