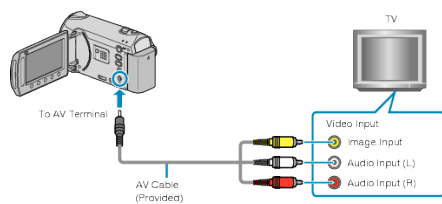



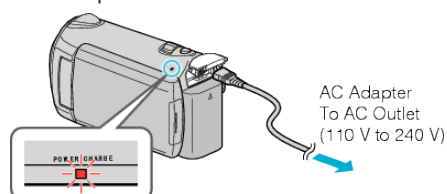
Connecting via the AV Connector

1 Connect to the TV.

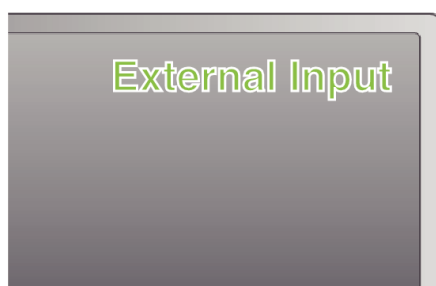


- Press and hold the power button  for 2 seconds or more to turn off the power.

2 Connect the AC adapter to this unit.



3 Press the external input button on the TV to switch to the input from this unit via the connected terminal.



4 Play back a file.

Memo:

- Change the settings in "VIDEO OUTPUT" to suit the screen size of your TV.