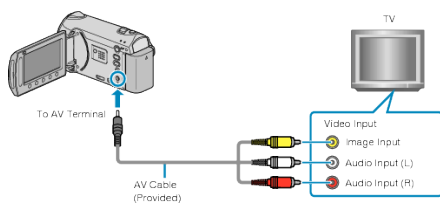


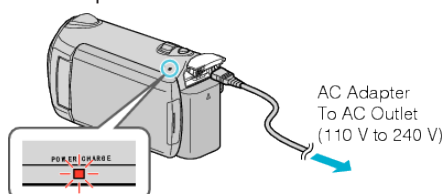
## Connecting via the AV Connector

### 1 Connect to the TV.

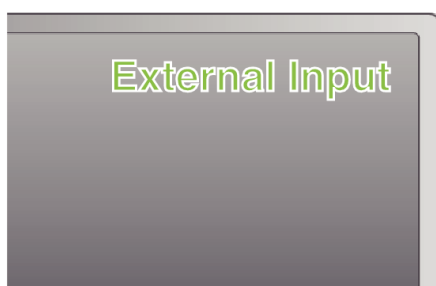


- Press and hold the power button  for 2 seconds or more to turn off the power.

### 2 Connect the AC adapter to this unit.



### 3 Press the external input button on the TV to switch to the input from this unit via the connected terminal.



### 4 Play back a file.



#### Memo:

- Change the settings in "VIDEO OUTPUT" to suit the screen size of your TV.