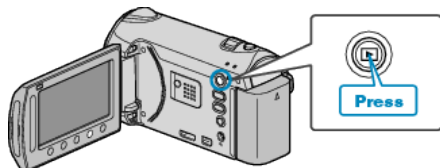


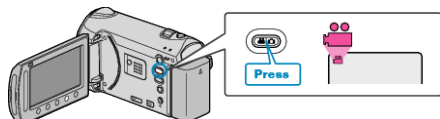
## Creating Playlists by Event

Create a playlist by arranging multiple files according to events and recording dates.


1 Select the playback mode.



2 Select video mode.



3 Touch to display the menu.



4 Select "EDIT PLAYLIST" and touch .



5 Select "NEW LIST" and touch .



6 Select "CREATE BY EVENT" and touch .



7 Select an event and touch .



8 Select the recording date to add to playlist and touch .



• Touch "CHECK" to check the selected video.

9 Select the insertion point and touch .



• The selected videos are added to the playlist on the right.

• To delete a video from the playlist, touch "→" to select the video and touch .

• Repeat steps 8-9 and arrange the videos in the playlist.

10 After arranging, touch .



11 Select "SAVE AND THEN QUIT" and touch .

