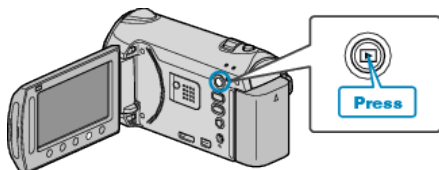


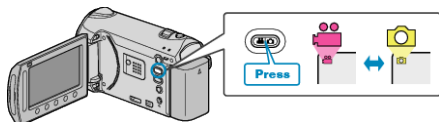
## Copying Selected Files

Copies selected videos and still images to another media.

1 Select the playback mode.



2 Select video or still image mode.



3 Touch to display the menu.



4 Select "EDIT" and touch .



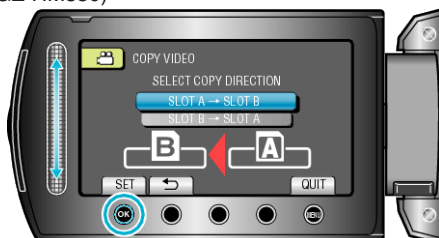
5 Select "COPY" and touch .



6 Select the direction of copying and touch .



(GZ-HM350/GZ-HM330)



(GZ-HM300)

• The direction of copying varies with the model.

7 Select "SELECT AND COPY" and touch .



8 Select the desired file and touch .



• A check mark appears on the selected file.  
To remove the check mark, touch again.

9 After selecting all the files to copy, touch "EXEC".



10 Select "YES" and touch .



• Copying starts.  
• After copying, touch .