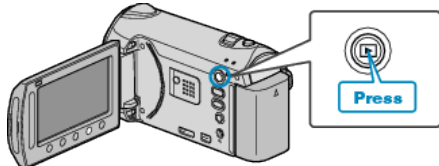


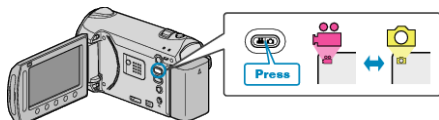
Moving All Files

Moves all videos and still images to another media.
Files that are moved will be deleted from the original media.
Files with a protect mark will not be deleted from the original media.


1 Select the playback mode.



2 Select video or still image mode.



3 Touch to display the menu.



4 Select "EDIT" and touch .



5 Select "MOVE" and touch .



6 Select the direction of moving and touch .



(GZ-HM350/GZ-HM330)



(GZ-HM300)

- The direction of moving varies with the model.

7 Select "MOVE ALL" and touch .



8 Select "YES" and touch .



- Moving of files starts.
- After moving, touch .