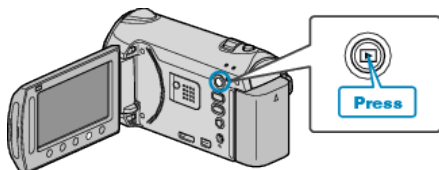


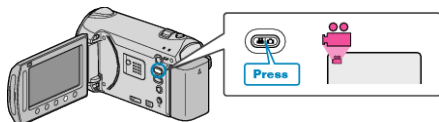
## Changing the Event of the Currently Displayed File

Checks and changes the event of the currently displayed file.

- 1 Select the playback mode.



- 2 Select video mode.



- 3 Touch to display the menu.



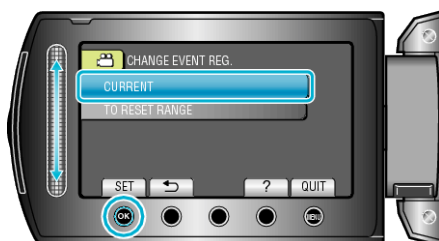
- 4 Select "EDIT" and touch .



- 5 Select "CHANGE EVENT REG." and touch .



- 6 Select "CURRENT" and touch .



- 7 Select the file you want to register and touch .



- The file to register appears on this screen.

- Touch the operation buttons "" / "" to select the previous or next file.

- 8 Select a new event and touch .



- You can cancel the registered event by touching "CANCEL".
- After setting, touch .
- To exit the screen, touch .