

SHUTTER MODE

Continuous shooting settings can be adjusted.

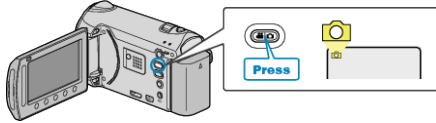
Setting	Details
RECORD ONE SHOT	Records one still image.
CONTINUOUS SHOOTING	Records still images continuously while the SNAPSHOT button is pressed.


Memo:


- You can change the continuous shooting speed with CONT. SHOOTING SPEED in the basic settings menu.
- Some SD cards may not support continuous shooting.
- The continuous shooting speed will drop if this function is used repeatedly.

Displaying the Item

- 1 Select still image mode.



- 2 Touch  to display the menu.



- 3 Select "SHUTTER MODE" and touch .

