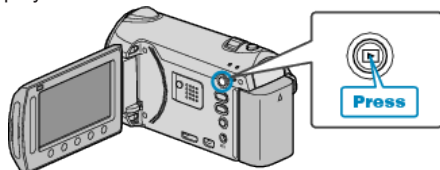


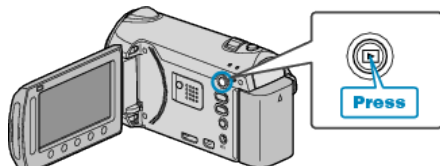
## Adding Title Screens to Playlists


Add a title screen to a created playlist.

- 1 Select the playback mode.



- 2 Select video mode.



- 3 Touch  to display the menu.




- 4 Select "EDIT PLAYLIST" and touch .



- 5 Select "SET TITLE" and touch .



- 6 Select the desired playlist and touch .



- Touch "CHECK" to check the content of the selected playlist.

- 7 Select a title and touch .



- Touch "CHECK" to check the title.
- To delete the title, select "NO TITLE".